



SHAW SUPPLY COMPANY
 1066 East 16th Street
 816-221-0060
 www.shawsupply.com

TRANSFORMERS

TRANSFORMER INFORMATION

FULL LOAD CURRENT TABLES FOR SINGLE-PHASE AND THREE-PHASE TRANSFORMERS

SINGLE-PHASE

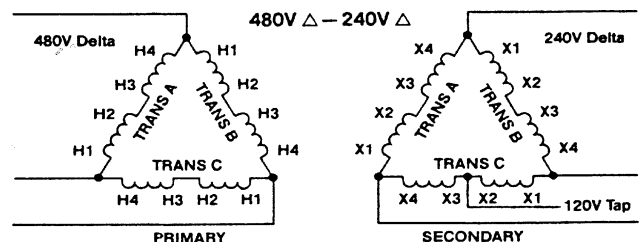
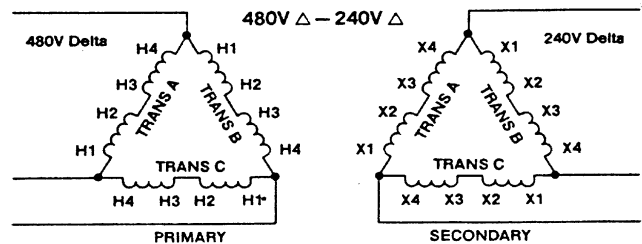
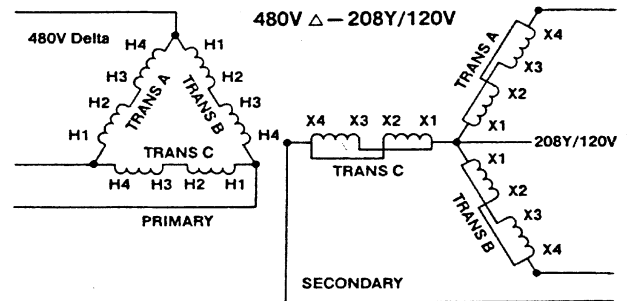
KVA Rating	120V	208V	240V	277V	480V	600V
	AMPERES					
.100	.833	.480	.417	.361	.208	.167
.150	1.25	.721	.625	.541	.313	.250
.250	2.08	1.20	1.04	.902	.521	.417
.500	4.16	2.40	2.08	1.80	1.04	.833
.750	6.25	3.60	3.13	2.70	1.56	1.25
1	8.33	4.81	4.17	3.61	2.08	1.67
1.5	12.5	7.21	6.25	5.42	3.13	2.50
2	16.7	9.62	8.33	7.22	4.17	3.33
3	25.0	14.4	12.5	10.8	6.25	5.0
5	41.6	24.0	20.8	18.0	10.4	8.33
7.5	62.5	36.1	31.3	27.1	15.6	12.5
10	83.3	48.1	41.7	36.1	20.8	16.7
15	125	72.1	62.5	54.2	31.3	25.0
25	208	120	104	90.3	52.1	41.7
37.5	313	180	156	135	78	62.5
50	416	240	208	181	104	83.3
75	625	361	313	271	156	125
100	833	481	417	361	208	167

THREE-PHASE

KVA Rating	208V	240V	480V	600V
	AMPERES			
3	8.34	7.23	3.61	2.89
6	16.6	14.4	7.2	5.8
9	25.0	21.7	10.8	8.67
15	41.7	36.1	18.1	14.5
30	83.4	72.3	36.1	28.9
45	125	108	54.2	43.4
75	208	181	90.3	72.3
112.5	313	271	135	108
150	417	361	181	145
225	625	542	271	217
300	834	723	361	289
500	1390	1204	602	482

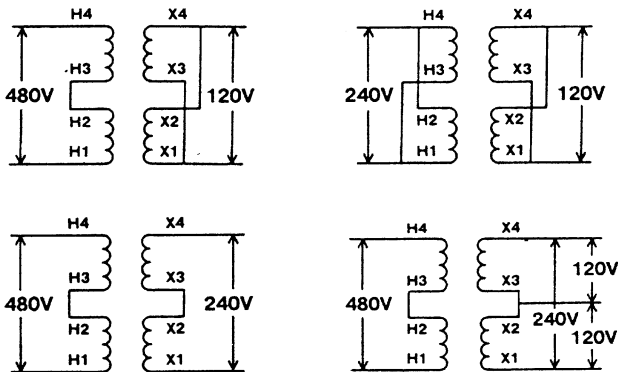
BANKING SINGLE-PHASE TRANSFORMERS COMMON CONNECTIONS

Below are connections showing three single-phase transformers banked for three-phase operation. The total KVA output is the sum of the three transformers.



VERSATILE CONNECTIONS FOR SINGLE-PHASE TRANSFORMERS

Dual wound primary rated 480 x 240 volts and secondary rated 120 x 240 volts.



TRANSFORMERS



SHAW SUPPLY COMPANY
 1066 East 16th Street
 816-221-0060
 www.shawsupply.com

WALL MOUNT SINGLE PHASE TRANSFORMERS ENCAPSULATED



.100 – 1 KVA, 130°C insulation class. 1.5 – 15 KVA, 180°C insulation class. No taps.

240/480 PRIMARY—120/240 SECONDARY

HEV No.	KVA	Weight	Price/Each
HS1B100	.100	3.5	\$47.84
HS1B150	.150	4.1	57.60
HS1B250	.250	5.6	70.88
HS1F500B	.500	12	98.46
HS1F750B	.750	15	118.32
HS1F1BS	1.	18	140.18
HS1F1.5AS	1.5	27	162.83
HS1F2AS	2.	34	241.73
HS5F3AS	3.	40	285.90
HS5F5AS	5.	54	424.70
HS5F7.5AS	7.5	98	558.00
HS5F10AS	10.	132	666.48
S5H15S	15.	195	778.81

CABINET STYLE SINGLE PHASE TRANSFORMERS



150° C rise. 60 Hz. Six taps @ 2-1/2%.

240/480 PRIMARY—120/240 SECONDARY

HEV No.	KVA	Weight	Price/Each
S5H25S	25.	250	\$1041.55
S5H37S	37.5	280	1351.64
S5H50S	50.	350	1540.87

PLEASE REFER TO
NUMBERS AND SIZES
WHEN ORDERING.

WALL MOUNT THREE PHASE TRANSFORMERS ENCAPSULATED



150° C rise. 60 Hz. Two taps @ 5%. Class H insulation. Non-ventilated enclosures.

480 PRIMARY—208Y/120 SECONDARY

HEV No.	KVA	Weight	Price/Each
HT1F9AS	9	157	\$787.27

CABINET STYLE THREE PHASE TRANSFORMERS ALUMINUM WOUND—NEMA 3R ENCLOSURE



Energy efficient general purpose distribution transformers meet NEMA TP-1 and CSA C802.2 for EPA energy star standards. Generally used for supplying appliance, lighting, motorized machine and power loads.

HEV No.*	HAM No.	KVA	Weight	Price/Each
ET2H15S	NMK015KB	15	200	\$1171.29
ET2H30S	NMK030KB	30	300	1351.65
ET2H45S	NMK045KB	45	395	1668.34
ET2H75S	NMK075KB	75	540	2109.42
ET2H112S	NMK112KB	112	795	3207.80

* Drip shield provided as separate component for 3R application.

NOTE: Energy efficient transformers are also available with K-Factor Ratings which are designed to tolerate the harmonic distortion associated with non-linear loads. Transformers with a K-Factor of 4, 7, 13, 20, and 30 are available. For balanced loading, a transformer with a K-Factor of 4 should be specified when no more than 50% of the total load is non-linear. A transformer with K-Factor 13 should be specified when 100% of the load is non-linear.



GENERAL PURPOSE TRANSFORMERS LOW VOLTAGE CONTROL

Double wound, step-down transformers. 50/60 Hz.

JEF No.	KVA	Weight	Price/Each
120 PRIMARY—12 SECONDARY			
637-0461-000	.050	2.5	\$124.25
637-0471-000	.100	4.75	138.86

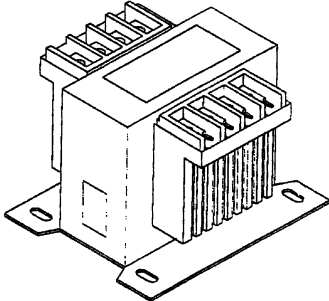
HEV No.	KVA	Weight	Price/Each
120 PRIMARY—24 SECONDARY			
E050E	.050	2.5	\$78.72
E100E	.100	4.5	101.86



SHAW SUPPLY COMPANY
 1066 East 16th Street
 816-221-0060
 www.shawsupply.com

TRANSFORMERS

ENCAPSULATED INDUSTRIAL CONTROL TRANSFORMERS



50/60 Hz operation. 55°C temperature rise on 50 VA through 150VA. 80°C temperature rise on 250VA through 1000VA. Universal mounting plate for easy interchangeability. Units with a single secondary come with a factory-installed midget fuse clip.

HEV No.	KVA	Weight	Price/Each
240/480 PRIMARY—120 SECONDARY			
E050	.050	2.5	\$26.10
E075	.075	3.5	29.46
E100	.100	3.75	31.98
E150	.150	6.5	37.88
E200	.200	7.5	45.45
E250	.250	9.0	53.86
208/277 PRIMARY—120/24 SECONDARY			
E100JL*	.100	5.15	57.80
E250JL*	.250	9.5	92.66
E500JL	.500	14.75	146.84

* 55° C rise, Class A insulation.

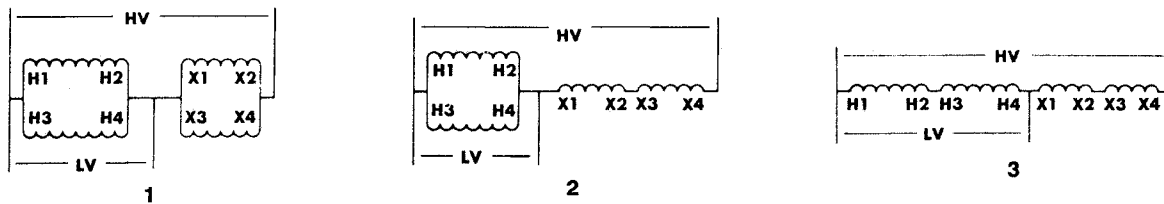
WALL MOUNT BUCK-BOOST SINGLE PHASE TRANSFORMERS ENCAPSULATED



.150 – 1 KVA, 130°C insulation class. 1.5 – 10 KVA, 180°C insulation class. Used to buck or boost off-standard line voltages to standard load voltage requirements.

HEV No.	KVA	Weight	Price/Each
120/240 PRIMARY—12/24 SECONDARY			
HS19B150	.150	4.1	\$80.20
HS19B250	.250	5.6	90.47
HS19F500B	.500	12	118.44
HS19F750B	.750	15	158.55
HS19F1B	1.	18	196.78
HS19F1.5A	1.5	27	243.38
HS19F2A	2.	34	310.56
120/240 PRIMARY—16/32 SECONDARY			
HS20B150	.150	4.1	97.04
HS20B250	.250	5.6	100.60
HS20F500B	.500	12	124.04
HS20F750B	.750	15	158.55
HS20F1B	1.	18	200.51
HS20F1.5A	1.5	27	246.20
HS20F2A	2.	34	315.21

BUCK-BOOST TRANSFORMER RAPID SELECTOR CHART



Single-Phase KVA Capacity of Encapsulated Powerformers --- Typical Applications

VOLTAGE	CATALOG NUMBER	LOAD REQUIRED	LOAD REQUIRED								WIR. DIAG.	
			.100 KVA	.150 KVA	.250 KVA	.500 KVA	.750 KVA	1.0 KVA	1.5 KVA	2.0 KVA		
100/120	HS19	LOAD	KVA	.50	.75	1.25	2.5	3.7	5.0	7.5	10.0	2
			AMPS	5.0	7.5	12.5	25.0	37.0	50.0	75.0	100	
120/132	HS19	LOAD	KVA	1.10	1.65	2.75	5.5	8.2	11.0	16.5	22.0	1
			AMPS	9.17	13.7	22.9	45.8	68.8	91.7	137	183	
208/236	HS20	LOAD	KVA	.73	1.10	1.84	3.6	5.5	7.3	11.0	14.7	3
			AMPS	3.53	5.28	8.82	17.4	26.4	35.3	52.8	70.7	
208/230	HS19	LOAD	KVA	.95	1.4	2.3	4.7	7.1	9.5	14.3	19.0	3
			AMPS	4.58	6.88	11.4	22.9	34.4	45.8	68.8	91.7	
240/272	HS20	LOAD	KVA	.85	1.27	2.12	4.2	6.3	8.5	12.7	17.0	3
			AMPS	3.54	5.29	8.83	17.5	26.2	35.4	52.9	70.8	


CALL FOR ASSISTANCE IN TRANSFORMER SELECTIONS

METER SOCKETS, OUTDOOR EQUIPMENT




SHAW SUPPLY COMPANY
1066 East 16th Street
816-221-0060
www.shawsupply.com

MILBANK METER SOCKETS RINGLESS



U9158XLKKIL

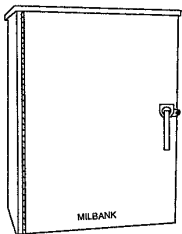


U7090XLIL

MIL No.	Service	Utility	Fits Hub Opening	Connectors CU/AL	Price/Each
1 PHASE—5 TERMINAL					
U7090XLIL	1-PH, 100A	KCPL	RL	#6 - 2/0 AWG	\$34.57
U9158XLKKIL	1-PH, 200A	KCPL	RL	#6 - 250 MCM	50.33
U7040RLTG	1-PH, 200A	Aquila	RL	#6 - 250 MCM	41.85
U1252X5TKI*	1-PH, 200A	KCPL	R	#6 - 350 MCM	196.80
U4702XK3K21L	1-PH, 320A	KCPL	R	Twin 350 Lug	199.17
U17970K3LK2L	1-PH, 320A	Aquila	Plain Top	Twin 350 Lug	231.08
3 PHASE—7 TERMINAL					
U8107XLIL	3-PH, 200A	KCPL	RL	#6 - 350 MCM	163.28
U4701XL	3-PH, 200A	Aquila	RL	#6 - 350 MCM	186.57

*2 position meter socket.

MILBANK TRANSFORMER CABINETS



Designed for outdoor use to provide protection against rain, sleet, and snow, or indoors to protect against dripping water. Enclosures are made from 14-16 gauge galvanized steel and include provisions for back panels; drip shield top and seam free sides, front and back.

Telephone cabinet enclosure: cover is mounted on galvanized lift-off hinges. Cover is fastened with a padlockable draw latch.

Current transformer cabinets have overlapping doors with no center post. Continuous door hinge; three point pad-lockable handle.

MIL No.	Cabinet Style	Utility Approv.	Dim. WxHxD	Price/Each
303016LC3RWHP	C.T. Single Door	Westar	30x30x16	\$313.42
303016TC3RWB*	Tele. Cab.	Aquila	30x30x16	273.12
363010TC3RSP1	Tele. Cab.	KCPL	36x30x10	198.85
363616TC3RWB*	Tele. Cab.	Aquila	36x36x16	445.20
483612TC3RSP1	Tele. Cab.	KCPL	48x36x12	448.07

*Includes wood back panel.

ACCESSORIES



MIL No.	Description	Dim. WxH	Price/Each
A36P30W	Wood back panel.	36x30	\$64.93
A36P36W	Wood back panel.	36x36	111.65
A48P36W	Wood back panel.	48x36	103.84
A36P30	Steel back panel.	36x30	66.33
A36P36	Steel back panel.	36x36	101.37
A48P36	Steel back panel.	48x36	105.43

MILBANK METER SOCKET HUBS



MIL No.	Hub Size, In.	Fits Opening*	Price/Each
A7515	1-1/4	RL	\$5.04
A7517	2	RL	5.04
A7518	2-1/2	RL	5.07
A8110	3	R	15.90
A8112	4	R	26.02

MILBANK HUB ACCESSORIES



MIL No.	Description	Fits Opening*	Price/Each
A7551	Blank cover.	RL	\$3.41
A9064	Blank cover.	R	3.24
S8324	Hub adapter plate.	Converts "R" to "RL".	4.53

* RL Opening = Standard Small Opening.

* R Opening = Heavy Duty Large Opening.

PORCELAIN WIREHOLDERS



All-porcelain. 2" deep, 3-11/16" overall depth. 1/2" dia.

BLK No.	Standard Package	Price/100
SW-1PK10	100	\$239.90

REINFORCED

All-porcelain, 3-3/32" deep, 5-11/32" overall depth. 1" dia.

BLK No.	Standard Package	Price/100
SW-3PK10	10	\$1098.67

**UNLESS NOTED, ALL PRODUCTS
SHOWN IN OUR CATALOG ARE
NORMALLY IN STOCK. YOU'RE
GUARANTEED THE FASTEST SHIPMENT.**



SHAW SUPPLY COMPANY
 1066 East 16th Street
 816-221-0060
 www.shawsupply.com

OUTDOOR EQUIPMENT, GROUND RODS

PIPE MOUNT WIREHOLDERS



W-32

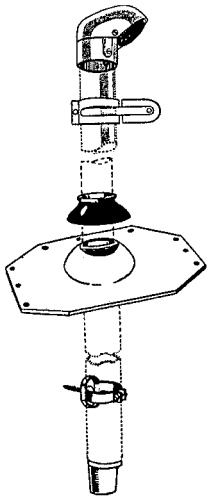


TH-2

For service entrance masts.

BLK No.	Pipe Size, In.	Standard Package	Price/100
W-32	2	50	\$493.50
TH-2	2	50	1477.57

MAST KIT



For use with 2" pipe. Conductor accommodation in the service entrance cap and offset reducer is 1-1/4". Kit includes: service cap, flash plate, hanger, reducer, insulator, and mounting screws.

BLK No.	Standard Package	Price/Each
WK2141	5	\$42.30

MAST PARTS

BLK No.	Description	Standard Package	Price/100
WEH-214	Service entrance cap, aluminum, 1-1/4" - 2".	5	\$1259.60
FP-2	Flashing with collar.	10	1009.61
H-2	Pipe hanger.	25	375.69
OR-214	Offset reducer, 1-1/4" female hub.	10	790.65

WEDGE GRIP CLAMP



Can be installed at any point on the conductor, permitting sagging before the conductor is cut. Solid bail type. 6-1/2" bail length.

BLK No.	Wire Range	Standard Package	Price/100
W62-1	2 - 6	100	\$641.42

GROUND RODS BONDED COPPER



BLK No.	Size	Standard Package	Price/100
5006	1/2" x 6'	5	\$908.21
5008	1/2" x 8'	5	1168.83
6258	5/8" x 8'	5	1232.01
6260	5/8" x 10'	5	1729.55
7510	3/4" x 10'	3	2482.97

NOTE: For ground rod clamps, see page B-8.

